

# Better Health for All

## Unintentional Injury

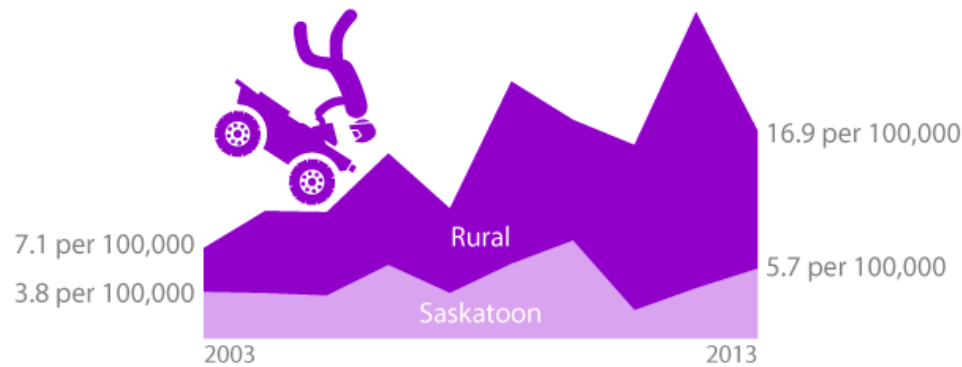
What types of injuries occur in our community? What puts community members at risk for injuries and how can we prevent them? Find the answers here.

### Pedestrian Injuries



Hospitalization rates due to pedestrian injuries are highest among males 15 to 24 years old and females 65 years and older. Vehicles are involved in 80% of pedestrian injury hospitalizations.

### Off Road Injuries



Hospitalization rates due to off road injuries are increasing and are twice as high for those living in rural areas of the Region.

### Motor Vehicle Injuries



Hospitalizations due to motor vehicle collisions are more common for residents living in rural areas of the Region.

### Bicycle Injuries



Hospitalization rates due to bicycle injuries have decreased by 35% over the past decade.

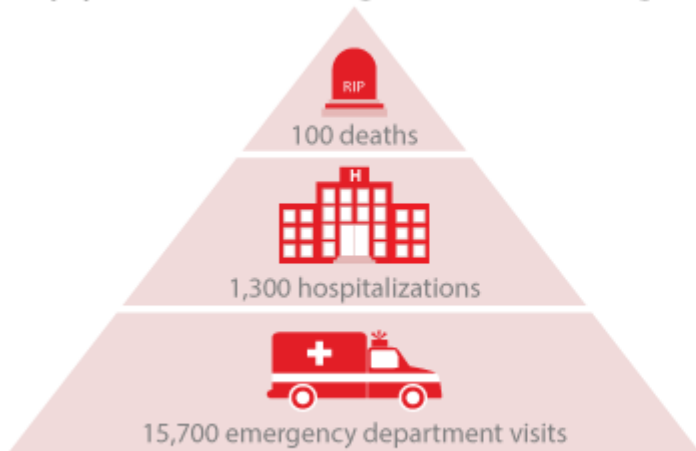
# Better Health for All

## Unintentional Injury


What types of injuries occur in our community? What puts community members at risk for injuries and how can we prevent them? Find the answers here.

### Unintentional Injuries

Every year in our Region, an average of:




occur because of unintentional injuries.




Hospitalizations due to unintentional injuries have decreased by 21% in the past decade.

### Falls



Each year over 800 people in the Region are hospitalized due to a fall, with highest rates among older female adults.

### Sports-Related Injuries



Number of injuries from 2003/04 to 2012/13:

Hospitalization rates due to sports-related injuries are highest in 15 to 19 year olds. The most commonly reported sports were hockey, skiing/snowboarding, and football.

# Better Health for All

## Unintentional Injury

What types of injuries occur in our community? What puts community members at risk for injuries and how can we prevent them? Find the answers here.

### Accidental Poisoning



Hospitalization rates due to poisoning are six times higher for people living in the least advantaged areas of Saskatoon.

### Fire/Burn Injuries



Hot liquids, tap water and other fluids are responsible for 80% of hospitalizations due to fire and burn injuries for children under five years old.

### Drowning



Children under five years old had the highest hospitalization rate from drowning, which occurs most often (38%) in swimming pools.