

Better Health for All

Child and Youth Immunization

Here is a snapshot of the immunization status of people living in our Region. Ideally, everyone in our community would be protected from vaccine-preventable diseases.

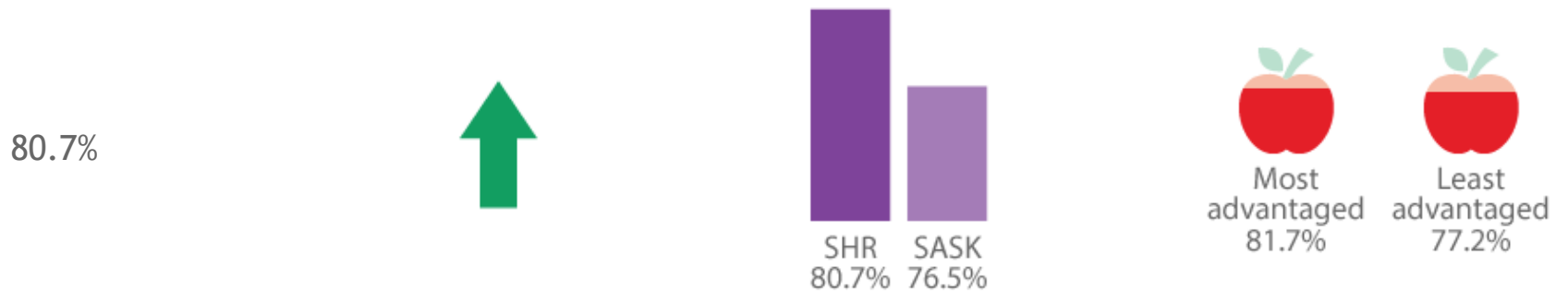
Measure	Trend	How Do We Compare?	How Are Different Groups Affected?
---------	-------	--------------------	------------------------------------

Measles

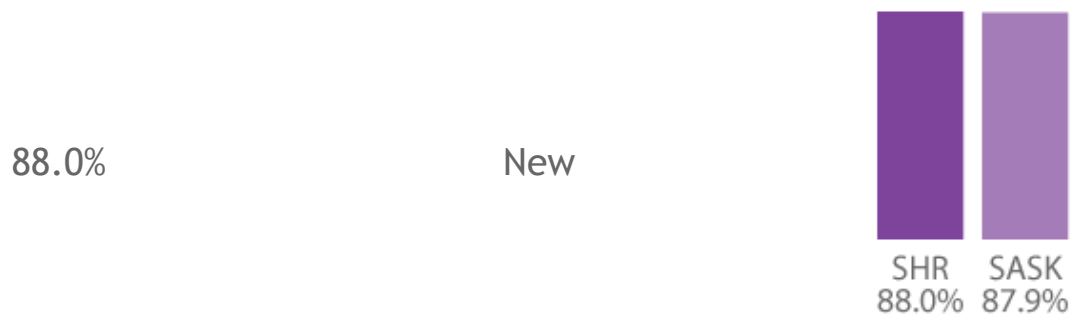
2 year measles coverage (1 dose), 2016



2 year measles (2 doses), 2016



5 year measles (2 doses), 2016



7 year measles (2 doses), 2016



Hepatitis B

13 year hepatitis B (2 doses), 2016



Better Health for All

Child and Youth Immunization

Here is a snapshot of the immunization status of people living in our Region. Ideally, everyone in our community would be protected from vaccine-preventable diseases.

Measure	Trend	How Do We Compare?	How Are Different Groups Affected?
---------	-------	--------------------	------------------------------------

Pertussis

3 month pertussis (1 dose), 2016

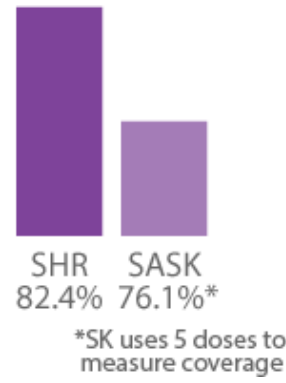
83.9%

New



7 year pertussis (4 or 5 doses), 2016

82.4%

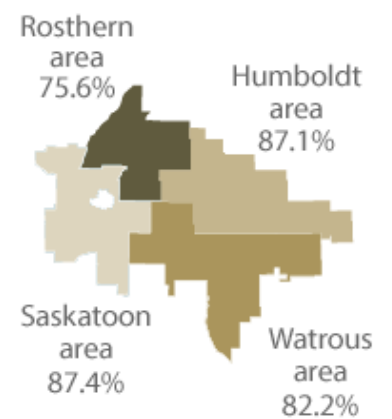


15 year pertussis booster (1 dose), 2016

85.6%



Not available



Female HPV

14 year female HPV (3 doses), 2016

69.3%



Not available

Meningococcal

14 year meningococcal (1 dose), 2016

87.7%



Not available