

HIV Rates by Gender and Age Group Saskatoon Health Region, 2011 to 2015

Highlights

- While the highest HIV rates have historically been among males 30 to 39 years old, in 2015 this rate is comparable to rates in younger age groups (Figure 2). The highest rates in 2015 were in males 40 to 59 years.
- The highest HIV rate among females is among women 20 to 29 years of age (Figure 1).
- The age group showing the least amount of decrease in the past five years have been in males 60+ years (Figure 2).
- In the past five years there were five cases in children under fifteen years old (not shown).

Figure 1: Female HIV Rates per 100,000 Population by Selected Age Groups, Saskatoon Health Region, 2011 to 2015

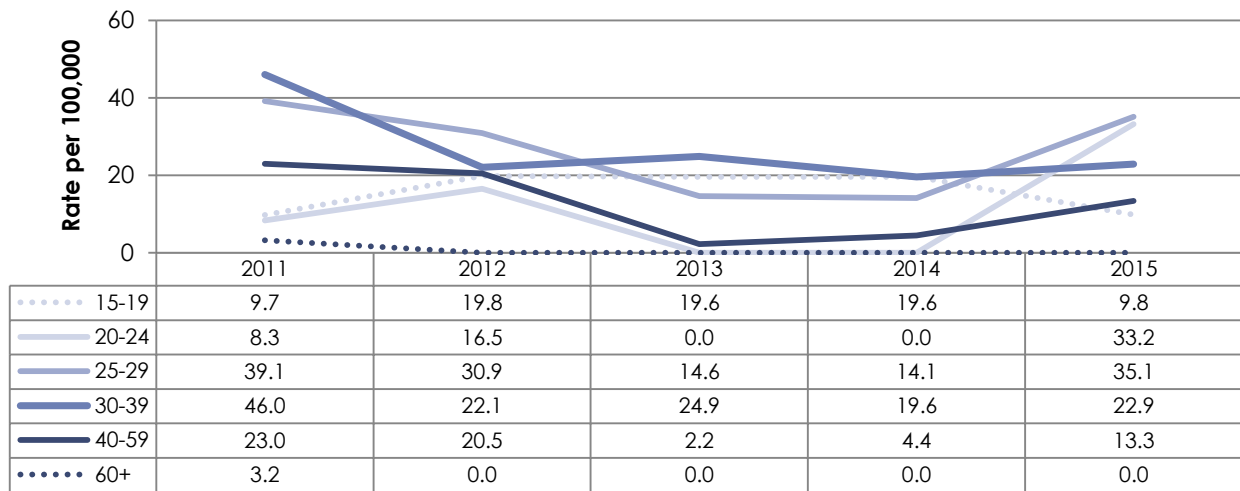
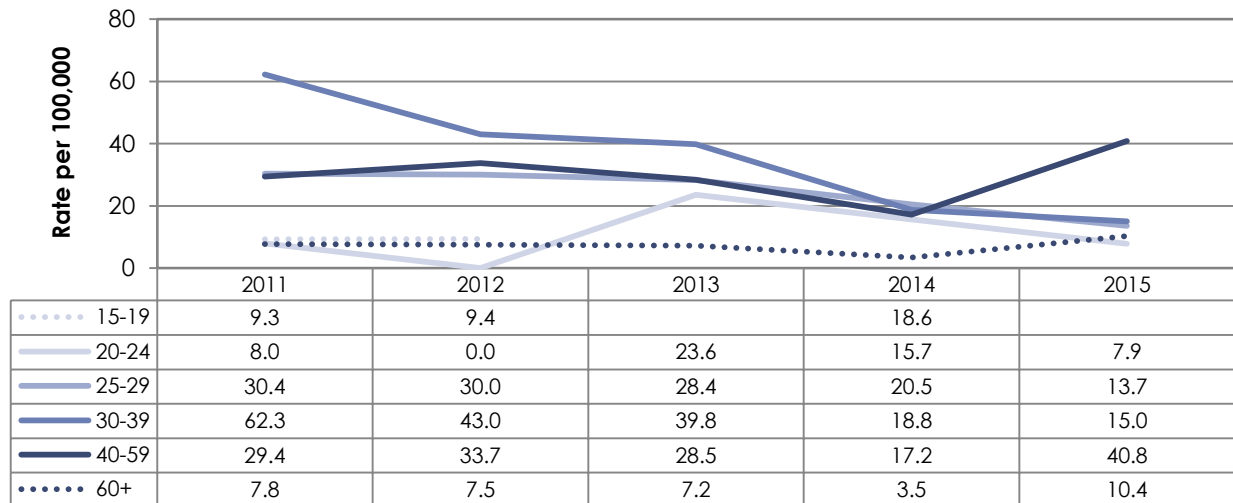


Figure 2: Male HIV Rates per 100,000 Population by Selected Age Groups, Saskatoon Health Region, 2011 to 2015



Source: iPHIS

HIV Rates and Cases by Gender

Saskatoon Health Region, 2006 to 2015

Highlights

- HIV rates rapidly increased from 2004 to 2009 for both genders and have decreased more rapidly for females than males (Figure 3). In 2015, rates increased for both genders.
- The number of male and female cases was comparatively equal between 2005 and 2007. Between 2008 and 2014, more male cases were reported than female cases (Figure 4), however proportions became more equalize again in 2015.
- The total number of cases in 2015 was 51, including 29 males and 22 females.

Figure 3: HIV Rates per 100,000 Population by Gender, Saskatoon Health Region, 2006 to 2015

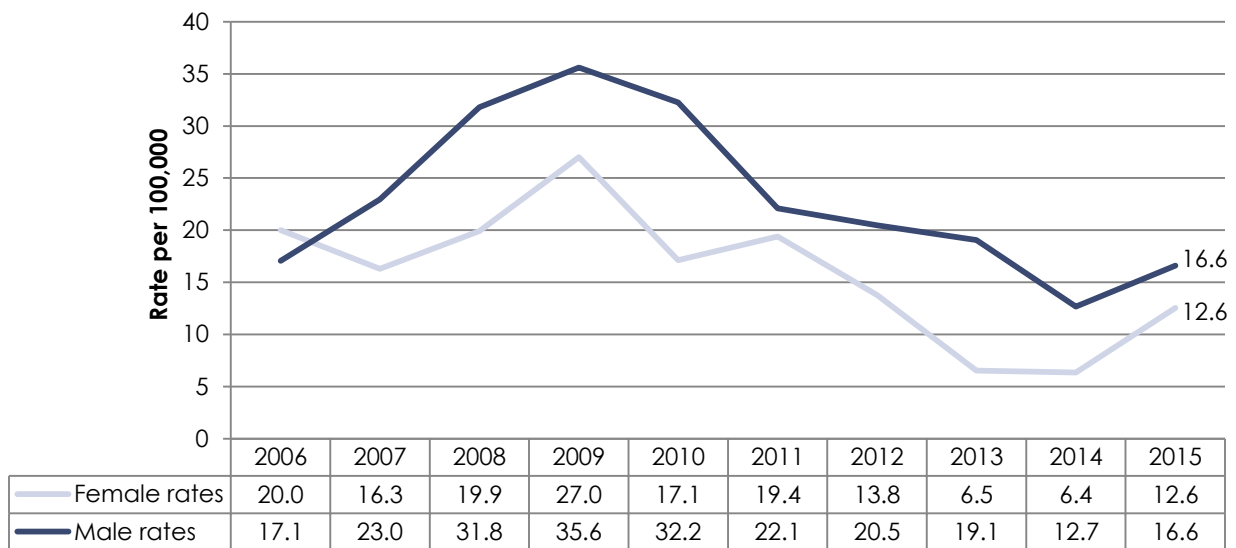
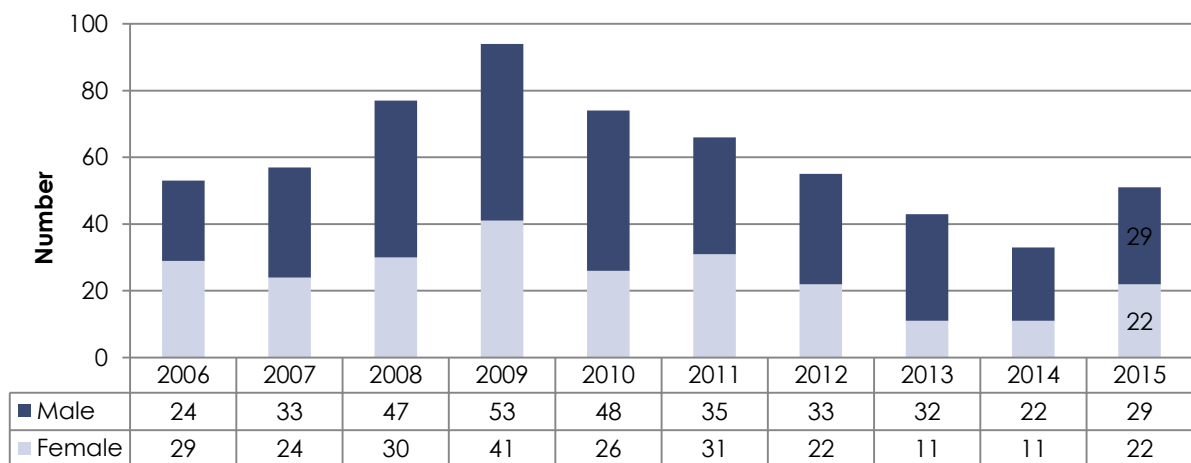


Figure 4: HIV Cases by Gender, Saskatoon Health Region, 2006 to 2015



Source: iPHIS