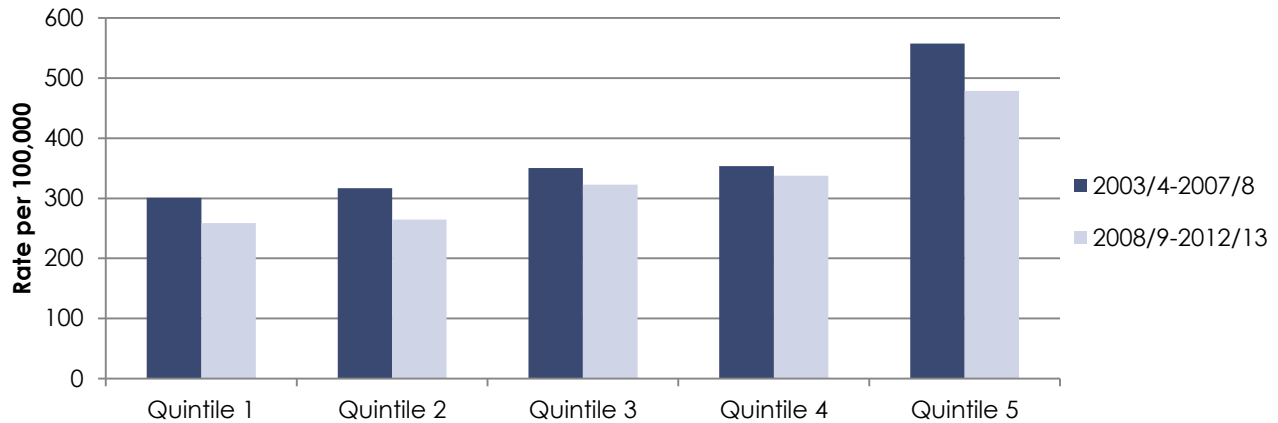


# Unintentional Injuries by Sub-Group

## Highlights

- In Saskatoon, unintentional injury rates in areas of least advantage (Q5) were higher than for all other areas (Figure 1).
- Unintentional injury hospitalizations rates for Watrous and area tend to be higher than other rural areas of Saskatoon Health Region (Figure 2).
- Workplace injuries in Saskatchewan have decreased by 33% from 2005 to 2014 (Figure 3). This downward trend is similar to the decreasing trend in unintentional injury hospitalizations seen in the Region.
- In 2014, there were over 15,700 unintentional injury visits for Saskatoon Health Region residents to the three urban Saskatoon Emergency departments. Rates for 1 to 4 year olds, 15 to 19 year olds, and those 85 years and over were the highest among age groups (Figure 4).

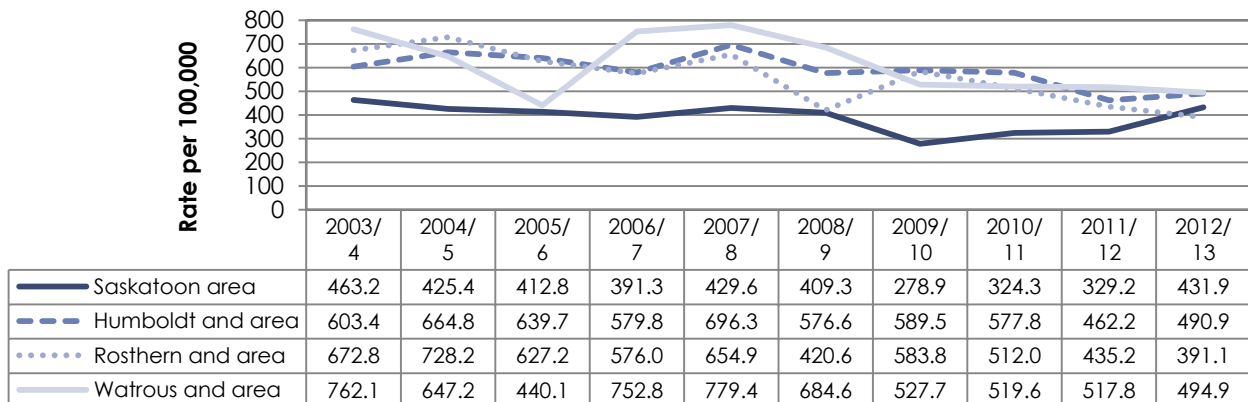
**Figure 1: Age Sex Standardized Unintentional Injury Rates, Areas of Advantage, Saskatoon, 2003/04 to 2012/13**



Note: Q1 represents the most advantaged areas whereas Q5 represents the least advantaged areas.

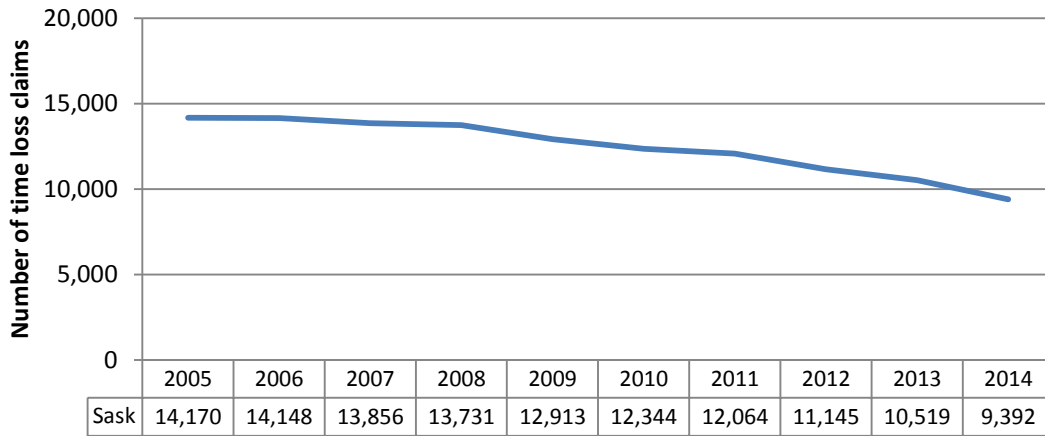
Source: Saskatchewan Ministry of Health

**Figure 2: Age Sex Standardized Unintentional Injury Rates, Rural Area, Saskatoon Health Region, 2003/04 to 2012/13**



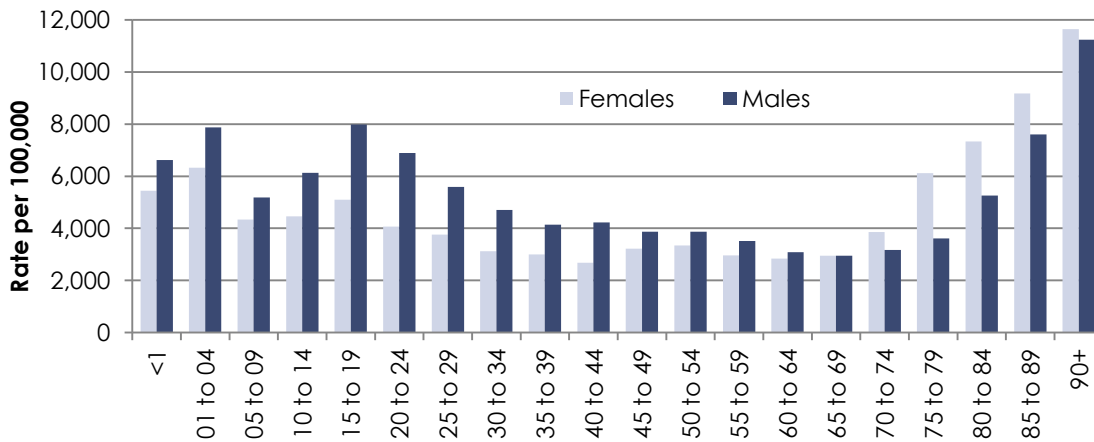
Source: Saskatchewan Ministry of Health

**Figure 3: Time Loss Claims from Work, Saskatchewan, 2005 to 2014**



Source: Association of Workers Compensation Boards of Canada, National Work Injury/Disease Statistics Program (NWISP)

**Figure 4: Unintentional Injury Emergency Department Rates, Age Group and Sex, Saskatoon Health Region, 2014**



Note: Emergency department visits are only for those seen in the three Saskatoon city hospitals.  
 Source: Strategic Health Information and Planning Services, Saskatoon Health Region.