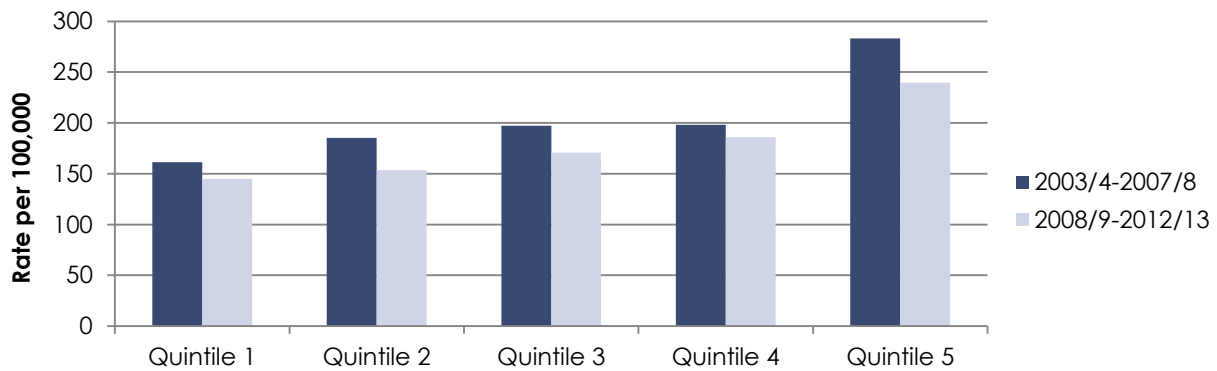


# Falls-Related Injury by Sub-Group

## Highlights

- Those in the most advantaged areas had the lowest falls hospitalization injury rates. Rates increased in areas of decreasing advantage (Figure 1).
- Falls injury hospitalization rates among people living in many of the rural areas tended to be higher than for those living in Saskatoon area (Figure 2).
- Falls injury hospitalization rates decreased between 2008/09 to 2012/13 (Figure 3).
- In 2014, over 6,400 falls related visits by Saskatoon Health Region residents were reported in the three urban Saskatoon Emergency departments. Rates increased sharply for those 75 years and older, especially among females (Figure 4).

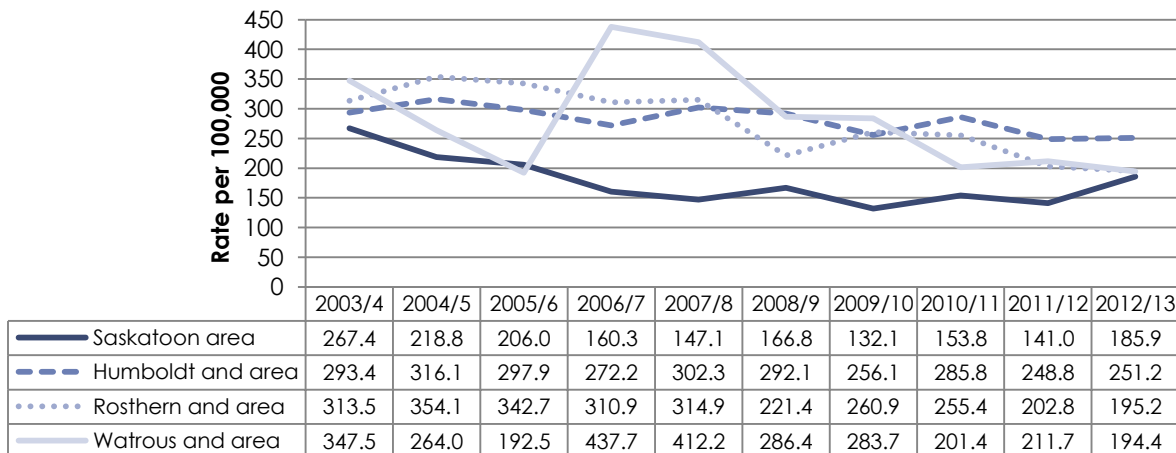
**Figure 1: Age Sex Standardized Falls Injury Hospitalization Rates, Quintiles of Deprivation, Saskatoon, 2003/04 to 2007/08 and 2008/09 to 2012/13**



Note: Quintile 1 represents the most advantaged areas whereas quintile 5 represents the least advantaged areas.

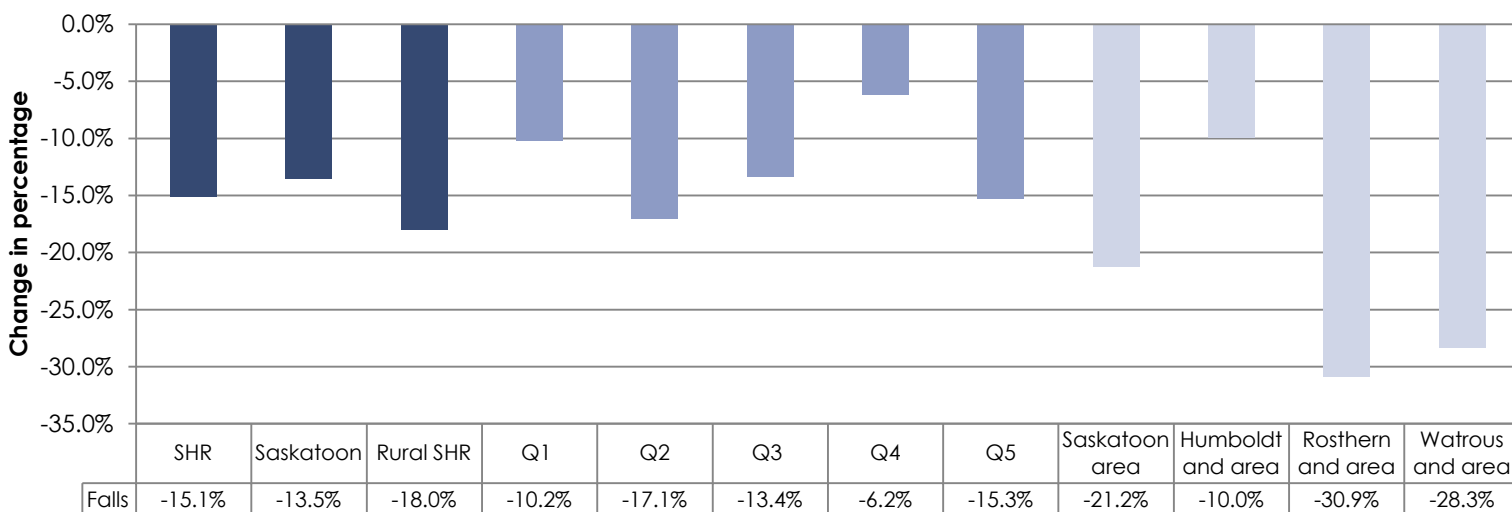
Source: Saskatchewan Ministry of Health

**Figure 2: Age Sex Standardized Falls Injury Hospitalization Rates, Rural Areas, Saskatoon Health Region, 2003/04 to 2012/13**



Source: Saskatchewan Ministry of Health

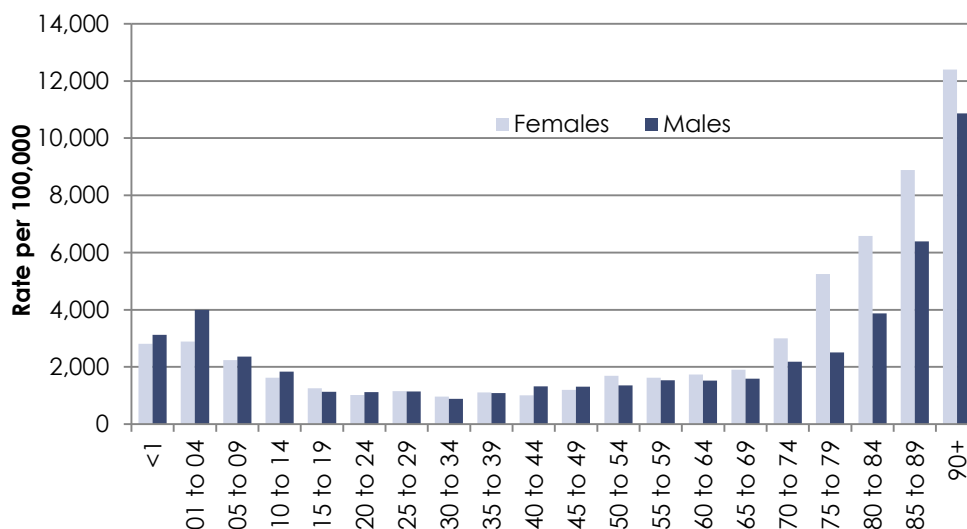
**Figure 3: Change in Age Sex Standardized Falls Injury Hospitalization Rates, Saskatoon Health Region, 2003/04 to 2007/8 and 2008/09 to 2012/13**



Note: Q1 represents the least advantaged areas whereas Q5 represents the most advantaged areas.

Source: Saskatchewan Ministry of Health

**Figure 4: Falls Injury Emergency Department Rates, Age Group and Sex, Saskatoon Health Region, 2014**



Note: Emergency department visits are only for those seen in the three Saskatoon city hospitals.

Source: Strategic Health Information and Planning Services, Saskatoon Health Region.