

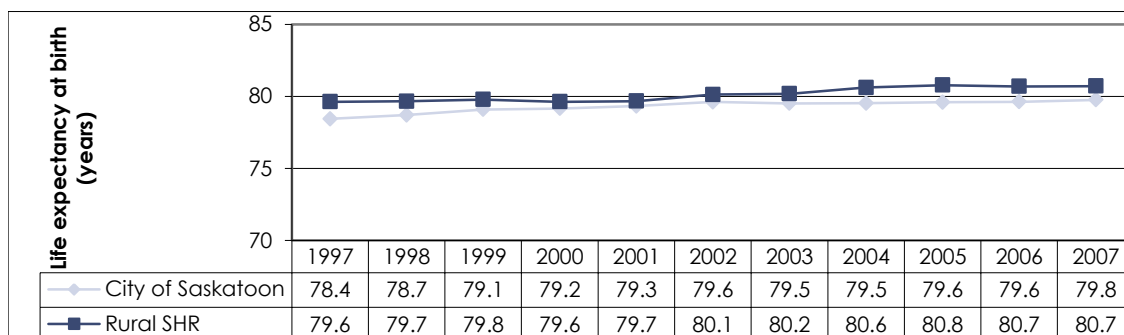
Advancing Health Equity in Health Care

Life Expectancy by Subgroup

Highlights

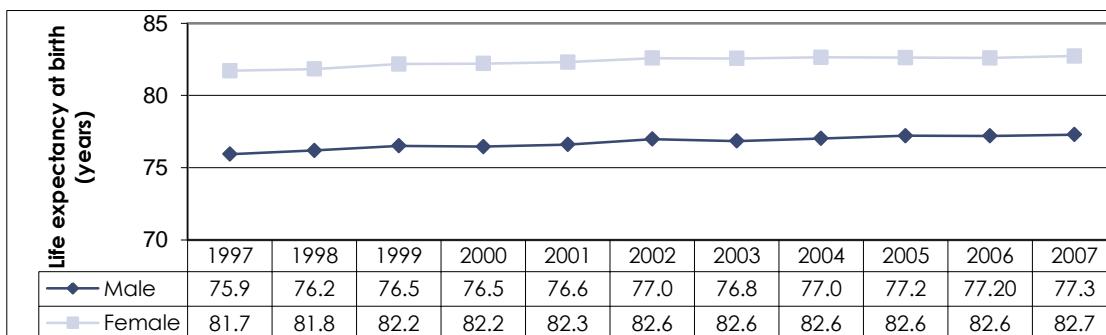
- Life expectancy has increased over time for all sub-groups in Saskatoon Health Region.
- Females have consistently higher life expectancy than males by about five years.
- The gap between Registered Indian Status population and non-Registered Indian Status populations has narrowed over time from 7.2 years in 1997 to 5.6 years in 2007.

Figure 1: Life expectancy, City and Rural Saskatoon Health Region, 1997-2007



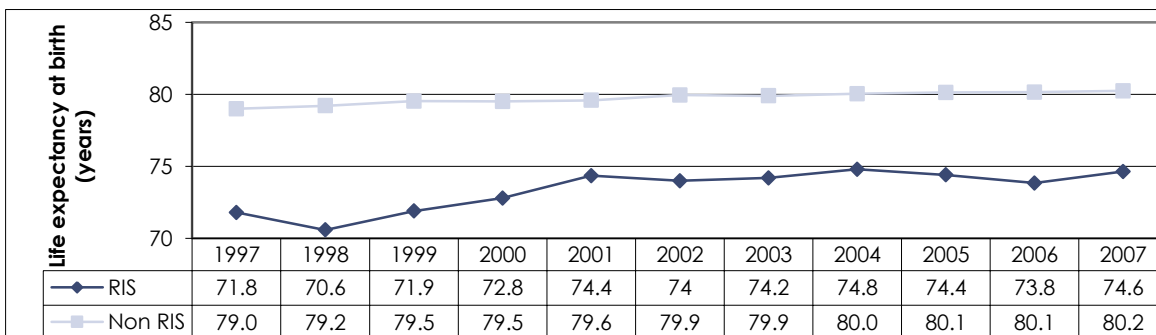
Source: Vital Statistics

Figure 2: Life expectancy, Male and Female, 1997-2007



Source: Vital Statistics

Figure 3: Life expectancy, Registered Indian Status and non-Registered Indian Status, 1997-2007



Source: Vital Statistics